

Build a hide

Want to see the birds in your garden up close? A great way of doing this is to make a bird hide. This will let you watch the birds in comfort without frightening them away.

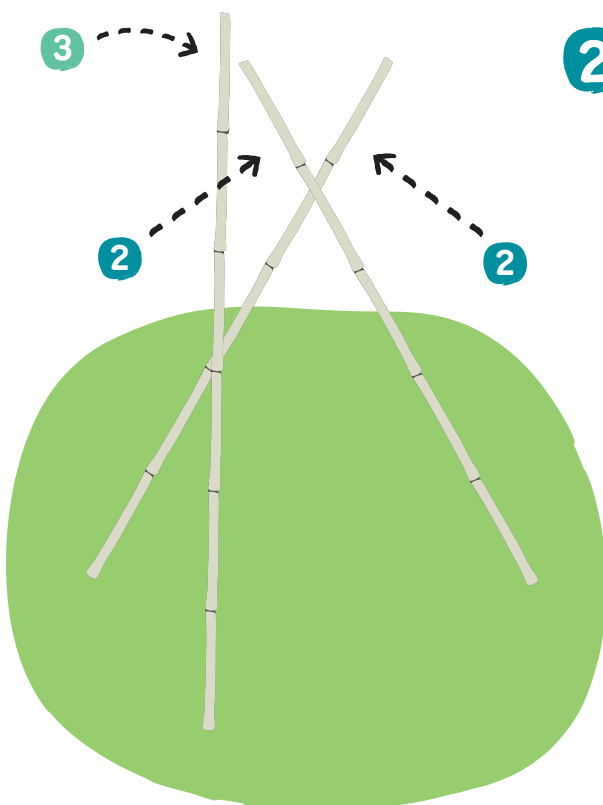
You will need:

- An old sheet or blanket. Green or brown will give you added camouflage but any colour will do.
- 2 x branches, poles, bamboo sticks or equivalent about 120cm - 150cm long.
- 1 x branch, pole, bamboo stick or equivalent slightly longer than the above.
- String
- Scissors
- Washing pegs
- Drink and snacks to keep you going!

What to do:

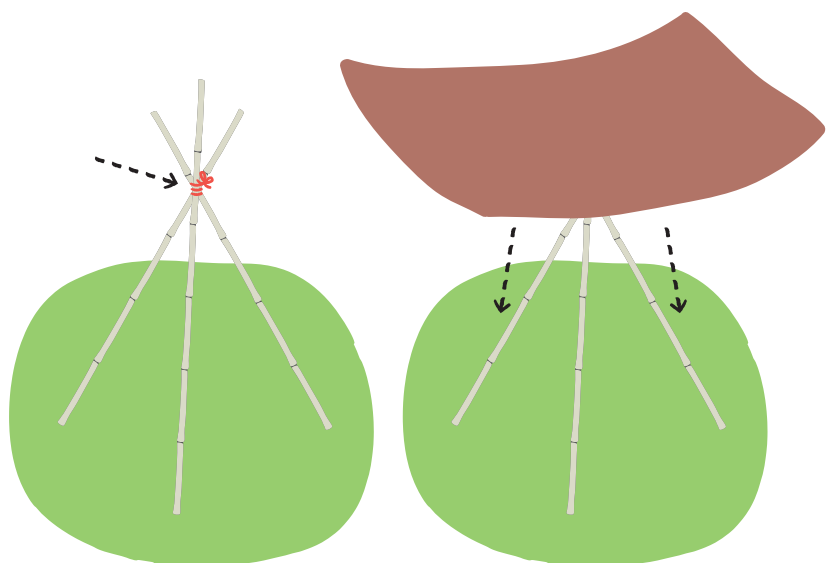
- 1 Find a suitable space where there is room for your hide and where you will be able to see the birds.

Top tip: If you already have feeders or a bird table you could point your hide towards these.



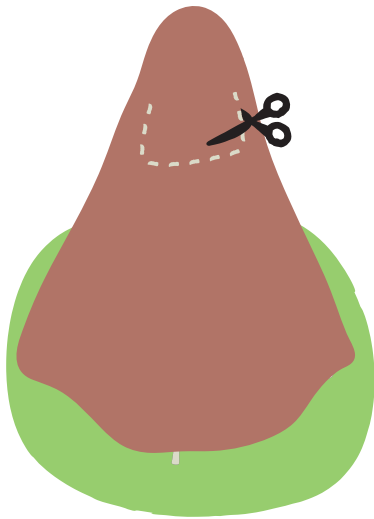
- 2 Use the two smaller poles to make a triangle with the ground. Make sure they overlap slightly at the top to create a small v-shaped notch to hold the third pole in place.

- 3 Add the third pole going from the notch down to the ground.



- 4 Use the string to securely tie all three poles together where they meet.


- 5 Cover this frame with your sheet or blanket.



6 Cut a small viewing hole in the front to look out and watch the birds. Use the washing pegs to hold it up out of the way.



7 You might find in your garden there are other ways to create your hide – a hollow bush you can hide in and pin the sheet up in front or another way of creating a space you can drape your sheet over – anything will do so long as you are hidden from view.



8 Stock up with home comforts and enjoy watching the birds.

Connecting with nature

- What was your favourite bird you saw? **Why?**
- **How close** did you manage to get to the birds?
- Could you **hear** their wings as they were flying?
- How did watching the birds make you **feel?**

Share the fun

We would love to see pictures of your finished bird hides in use.

You could also share your photos with family and friends to encourage them to build their own bird hides. I'm sure they'd enjoy watching the birds as much as you.

Let's get everyone birdwatching!

Please feel free to share on [@wwtworldwide](#) or on your **nearest WWT centre's** social media

